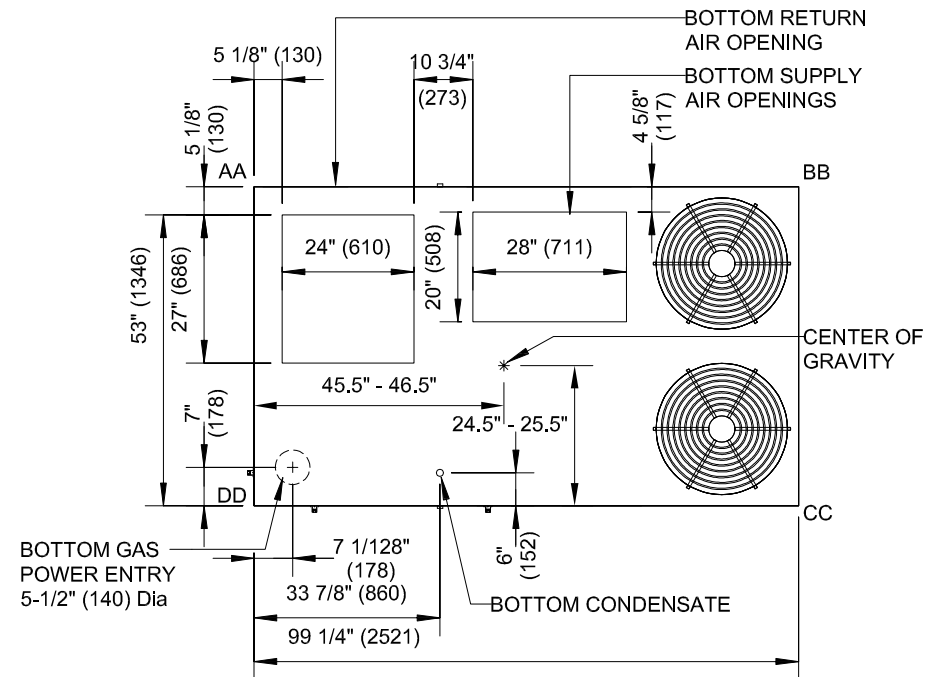


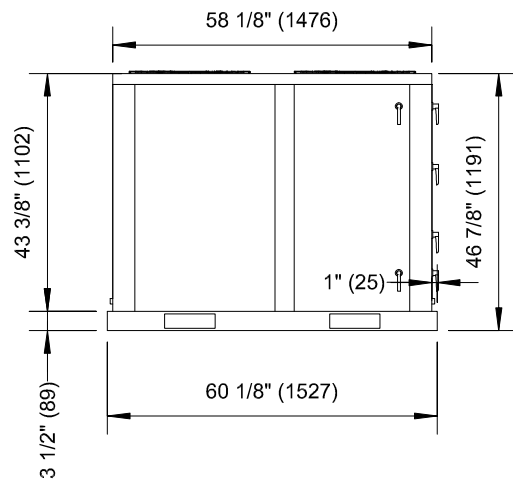
FRONT VIEW
HORIZONTAL OPENING



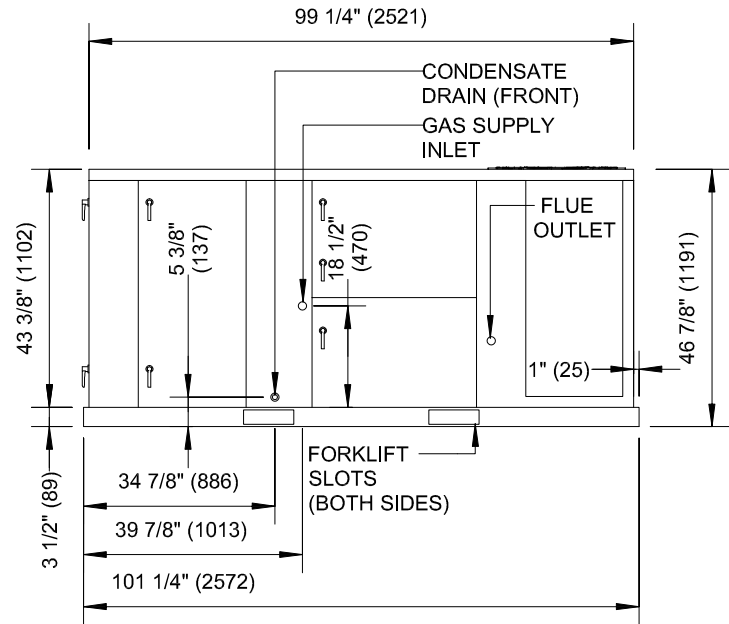
TOP VIEW (Base)

1 Unit Clearance	A		B		C		D		Top Clearance
	in.	mm	in.	mm	in.	mm	in.	mm	
Service Clearance	60	1524	36	914	36	934	60	1524	Unobstructed
Clearance to Combustibles	36	914	1	25	1	25	1	25	
Minimum Operation Clearance	36	914	36	914	36	914	36	914	


NOTE - Entire perimeter of unit base requires support when elevated above the mounting surface.
1 Service Clearance - Required for removal of serviceable parts.
Clearance to Combustibles - Required clearance to combustible material.
Minimum Operation Clearance - Required clearance for proper unit operation.



END VIEW



SIDE VIEW



Enlight™ Packaged Gas / Electric Rooftop Units - High Efficiency

Series: Enlight™ Nominal Cooling Capacity (Tons): 7.5-12.5 Ton

Model: LGT

LGT

Scale: N.T.S.